

# KEY DATA FROM SPAIN'S NATIONAL HEALTH SYSTEM

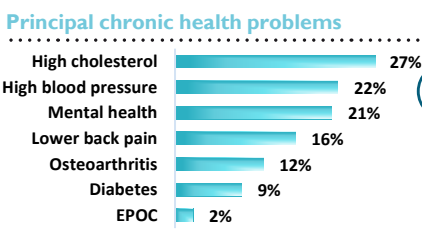
## Population

**Inhabitants**  
49 million  
21% of them older than 65  
84 years is the life expectancy of someone born now  
80 of those years will be lived in good health

**Births**  
320,656

**Deaths**  
436,124  
**Causes**  
Cerebrovascular disease  
Breast or colon-recto cancer  
Coronary heart disease  
Lung or colon-recto cancer

**Health status**  
7 out of 10 people believe they are in good health



**Public system coverage**  
Full Portfolio of Services for all people who reside in Spain.

## Lifestyles

**Obesity**  
15% in adults  
7% in children and infants

**Nutrition**  
53% eat fruit  
33% eat vegetables every day

**Physical activity**  
28% do not do any physical activity

**Tobacco**  
17% smoke tobacco daily

**Alcohol**  
31% drink weekly

**Other drugs**  
13% of adults have consumed cannabis  
and 3% cocaine in the past 12 months

## National Health System professionals

**Medicine**  
177,000  
44,000 professionals in primary healthcare  
96,000 professionals in hospital healthcare  
4,000 professionals in accident and emergency services (phone nos. 112/061)  
33,000 professionals training to be specialists

**Nursing**  
229,000  
45,000 professionals in primary healthcare  
175,000 professionals in hospital healthcare  
5,000 professionals in accident and emergency services (phone nos. 112/061)  
4,000 professionals training to be specialists

**Other professionals**  
387,000  
41,000 other professionals in primary healthcare  
325,000 other professionals in hospital healthcare  
19,000 other professionals in accident and emergency services (phone nos. 112/061)  
3,000 other professionals training to be specialists

## Healthcare

**Primary healthcare centres**  
3,000 healthcare centres  
10,000 doctor's offices  
2,000 outpatient accident and emergency services  
243 million medical consultations  
147 million nursing consultations  
78 million teleconsultations  
14 million home visits  
36 million emergencies

**Accident and emergency (phone nos. 112/061)**  
3,000 ambulances  
8 million healthcare demands  
600 ambulances mobilized for 1,000 healthcare demands

**Hospitals**  
470  
117,000 beds  
21,000 outpatient hospital places  
358 reference centres, services and units  
47 hospitals with an authorized transplant programme  
4 million hospital admissions  
7.9 days overall average stay  
6.5 days average stay in acute-care hospitals  
€ 5,810 average cost of each hospital stay  
91 million consultations  
96 days average waiting time for first consultation surgical interventions (with or without hospitalization)  
3.7 million 119 days average waiting time for non-urgent surgical interventions  
6,335 transplants  
25 million emergencies

## Research

Most renowned institutions in Spain's research structure  
**Instituto de Salud Carlos III (Carlos III Health Institute)**  
Intramural centres  
**Centers of excellence in human health**  
Centers linked to Carlos III Health Institute  
**Research institutes and networks**  
35 accredited research institutes  
7 results-oriented cooperative research networks in health (RICORS)  
13 network biomedical research centers (CIBER)  
13 research support platforms

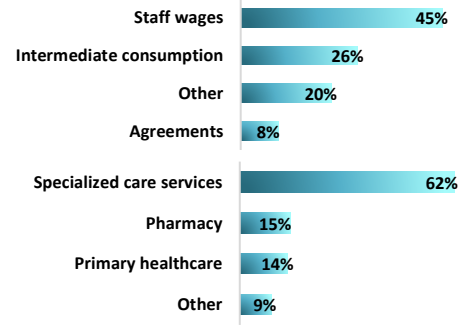
## Health expenditure

**Public**  
€ 105.1 billion/year  
7.0% GDP per inhabitant  
€ 2,176  
7 out of 10 euros dedicated to curative care rehabilitation, and long-term care in prescriptions for medication  
€ 14,6 billion

**Private**  
€ 37.6 billion/year  
2.5% GDP per inhabitant  
€ 779  
9 out of 10 euros are direct payments by households, mainly for curative care and rehabilitation (including dental care), medication (including co-payment), lenses and hearing aids.

**Total**  
€ 142.7 billion/year  
9.5% GDP per inhabitant  
€ 2,955

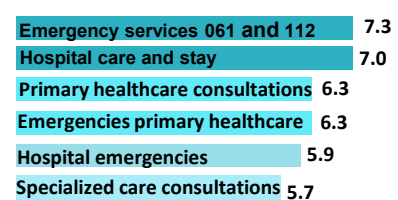
Distribution of public health expenditure managed by the Autonomous Communities



## Citizens' opinion

**Health system**  
5 Out of 10 people consider that the health system works well  
Fewer than 3 out of 10 believe that it needs changes  
Nearly 2 out of 10 believe that it should be rebuilt

Assessment by the users of the National Health System



The data collected in this infographic are the most recent available in each of the existing sources of information in the Health Information System, at: