



# ***What level of safety is being provided to children: Where are we at and what can we do?***

**Joanne Vincenten and Morag MacKay**  
**European Child Safety Alliance, EuroSafe**

Conference on Injury Prevention  
Madrid, Spain  
May 25, 2009

# Presentation Overview

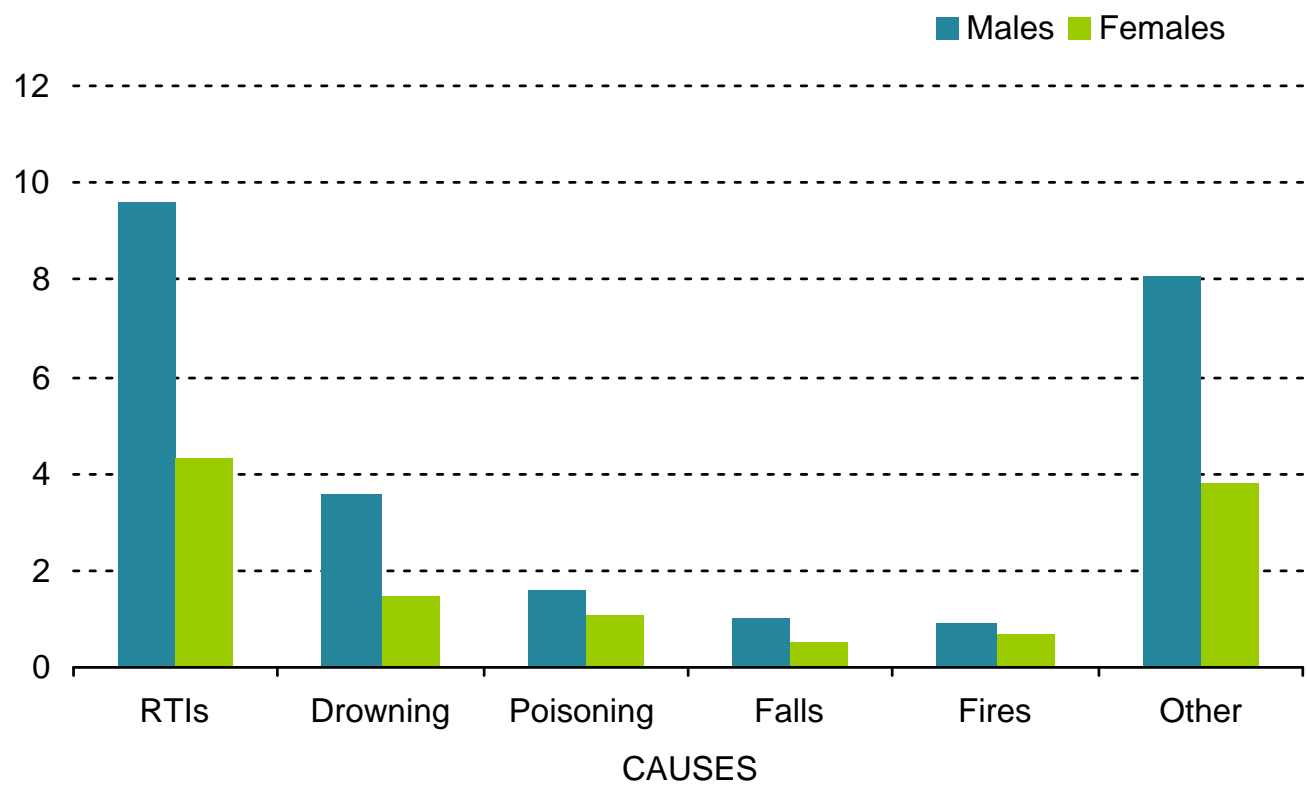
- Burden of child unintentional injury
- Proven solutions
- Assessing where we are at in 24 countries
- What do we need to do next?



## Comparison of unintentional injury death rates in European region

(Average standardised mortality rates for all unintentional injuries in children aged 0-19 years in the WHO European Region, 3 year average for 2003-2005 or most recent three year period)

## Unintentional injury death rates by cause and sex in the WHO European Region, 2004

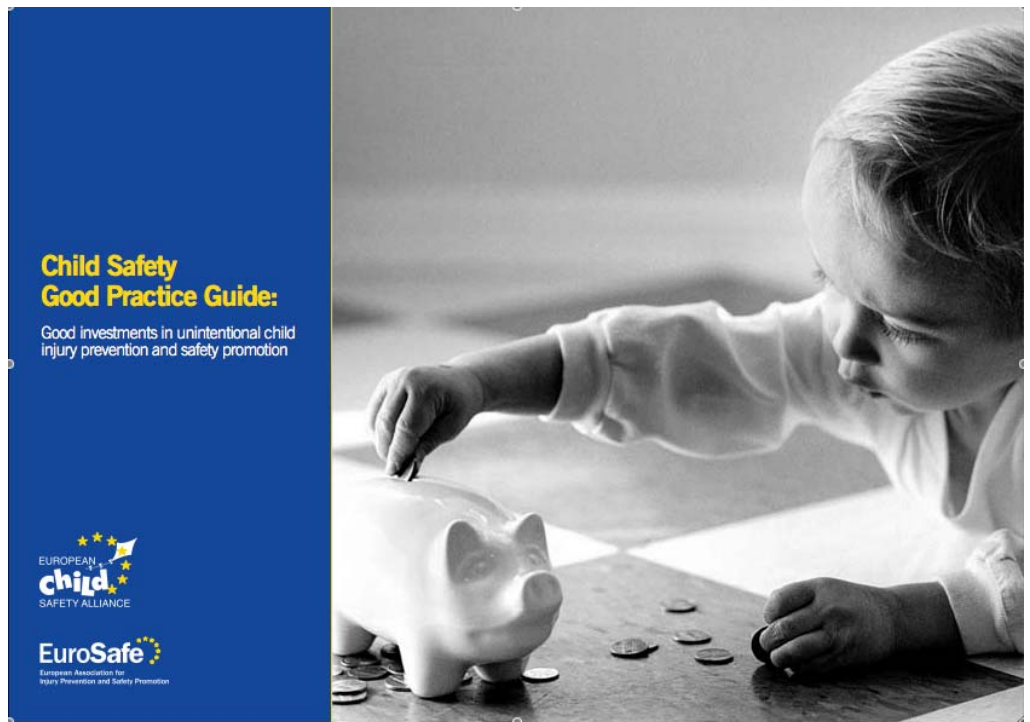




The clinical pyramid for  
injuries in children

Yet injury is a major health  
problem that is preventable...

we have many proven solutions!



# Examples of effective strategies...

Strategy	Demonstrated effectiveness
Rear facing child passenger restraint systems	90-95% reduction in injuries
Forward facing child passenger restraint systems	60% reduction in injuries
Introduction of 32 kph speed limit zones	70% reduction in deaths
Correctly fitted bicycle helmets	63-88% reduction in head and brain injuries
Barrier fencing (4-sided) around private pools	95% more protection against drowning
Window bars	35% reduction in deaths
Child-resistant packaging for chemicals	50% reduction in hospital admissions
Regulating flammability of children's sleepwear	75% reduction in sleepwear related hospital admissions

**Yet no country in the European region has adopted and implemented all of the proven effective strategies**



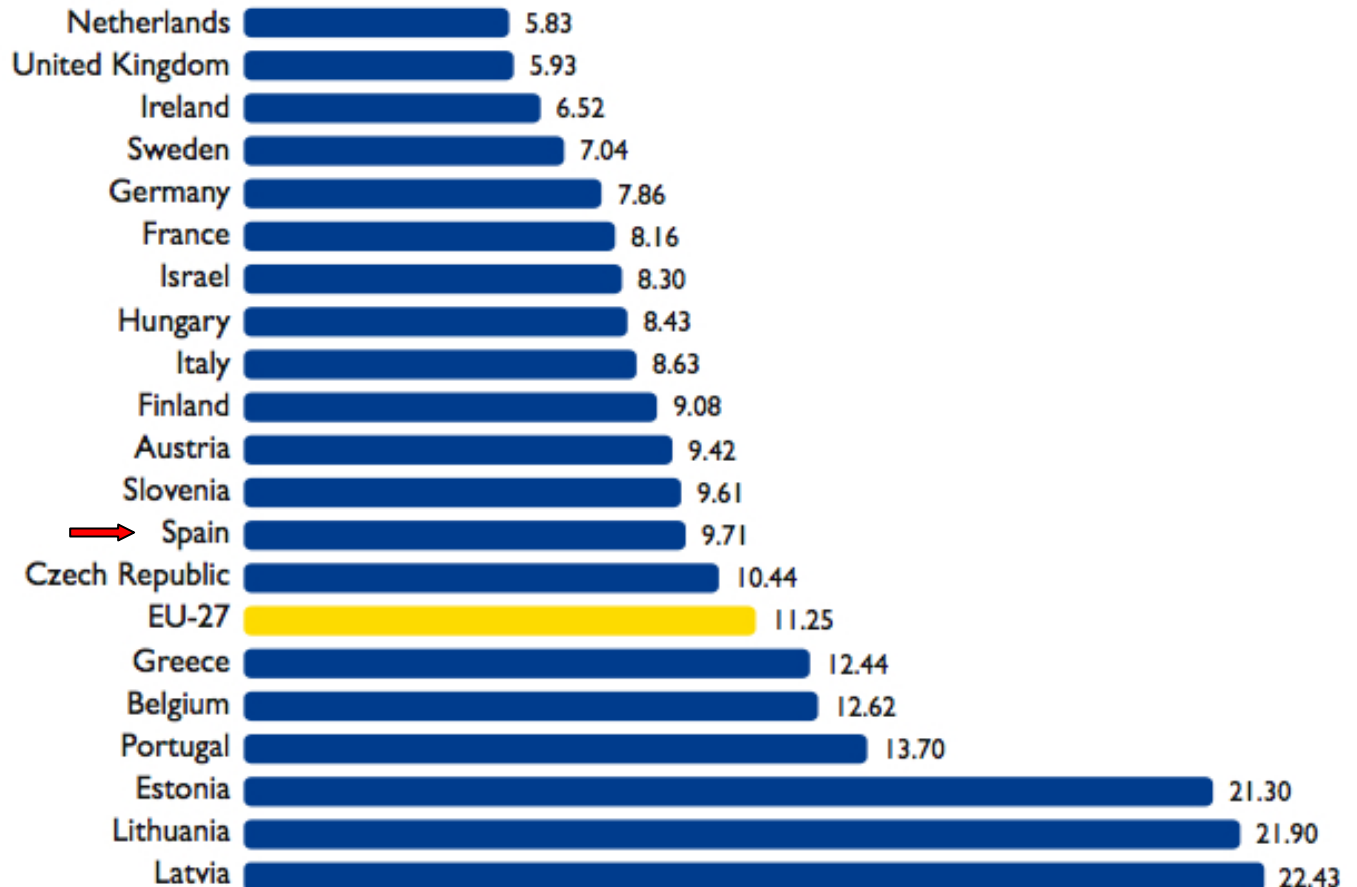


# European countries assessed on level of safety provided to children

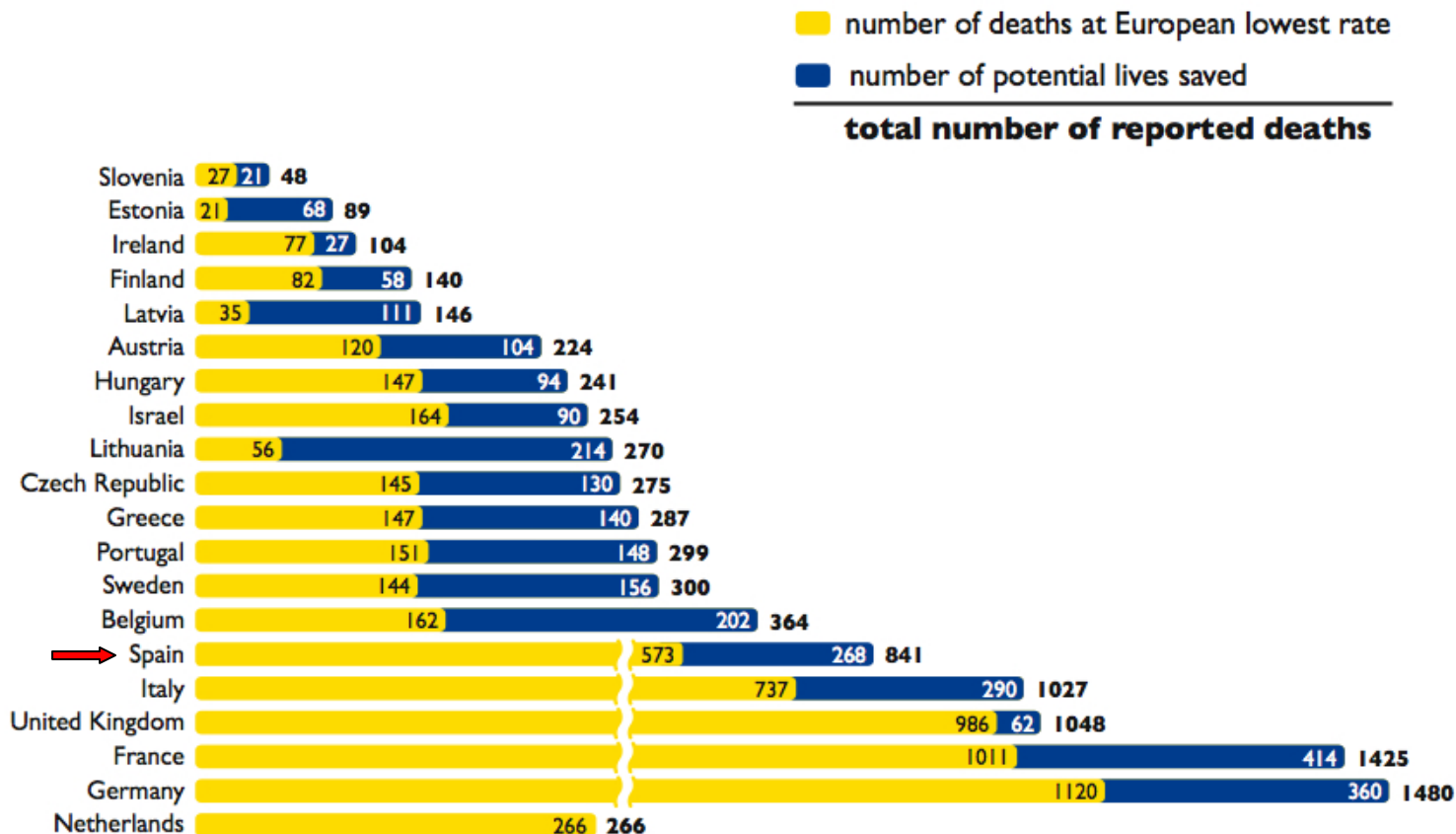


# How do countries measure up?

3-year average mortality rate per 100,000 for all unintentional injuries in children aged 0-19 years in the WHO European Region, 2003-2005 or most recent three year period



# Potential for life saving in children and adolescents in participating CSAP countries



# Overall safety grades

1. **Nine areas of safety relevant to children and adolescents**
  - moped/motor scooter safety
  - passenger/driver safety
  - pedestrian safety
  - cycling safety
  - water safety/drowning prevention
  - fall prevention
  - poisoning prevention
  - burn/scald prevention
  - choking/strangulation prevention
  
2. **Three areas looking at strategies to support child safety efforts**
  - leadership
  - infrastructure
  - capacity



# Overall safety grades in 24 countries



## Overall child safety grades in Europe (24 countries)

Performance grade out of 60 stars

- 49 – 60 excellent
- 37 – 48.5 good
- 25 – 36.5 fair
- 13 – 24.5 poor
- 0 – 12.5 unacceptable
- non-participants

CSAP average: 35.5 stars

# Key findings of report card assessments

- All countries received middle scores
- No excellent or poor ratings from countries
- For many countries overall policy ratings corresponded to injury rates
- All countries demonstrated room for improvement
- Lessons should be shared and transferred between countries

# Key findings of policy measures

Strategy (existing, implemented and enforced)	# out of 24	Spain?
National law requiring use of child passenger restraint systems (CPRS)	22	Yes
National law requiring rear facing CPRS to at least 3 years	1	No
National law requiring children to sit in rear seat to age 13 years	4	Yes
National law requiring reduced speed in residential areas	18	Yes
National law requiring use of bicycle helmets while cycling	2(6)	No
National law requiring barrier fencing for private pools	3	No
National law requiring environmental changes to prevent falls from windows	9	No
National law requiring child resistant packaging for chemicals	19	Yes
National law requiring child resistant packaging for medications	12	Yes
National law requiring scald preventing max. Temperature for tap water in domestic settings	1	No
National law controlling sale of fireworks	18	No



## Key findings of policy measures

- Scores varied between issue areas, overall scores and grades between countries
- No country had adopted, implemented all the evidence-based policies for all areas, yet
  - moped/motor scooter – 6 countries achieved all (Cz,E,F, Fr,NI,S)
  - pedestrian – 2 countries (A,SI)
  - cycling – 1 country (SI)
  - capacity – 6 countries (G,H,I,NI,Sc,Sw)
- Lessons can be learned from countries with higher scores



## Improvements from 2007 to 2009 report card assessments

Country	Change from 2007
Austria	+11.5
Belgium	+1
Czech Republic	+11
Estonia	+9
France	+3
Germany	+2
Greece	+7
Hungary	+5.5
Italy	+4.5
Netherlands	+4.5
Portugal	+7
Scotland	+4
Spain	+7
Sweden	+2.5
<b>CSAP average</b>	<b>+4.5</b>

- Overall score improved
- Most improvement scores were in poisoning, burns/scalds prevention and leadership
- All countries made improvements from 3.4% to 42.6%
- In 2007 overall performance grades were a ratio of good:fair:poor 3:8:3
- In 2009 overall performance scores ratio change to 7:7:0

# Next steps for action on child injury leadership

- Coordinated commitment to child safety and lead agency with focal point identified
- Endorse and resource a national action plan for child safety with targets
- EC and IO continued support for leadership, infrastructure and capacity building
- Adopt, implement, enforce and evaluate proven prevention strategies at the national and EU level

# Next steps for action on child injury infrastructure

- Submit annual mortality data to enable Europe wide comparisons
- Attain age appropriate data for children
- Work towards comparable country morbidity data for child injury Europe wide
- Support research to enhance tracking of dangerous products, exposure data and socio-demographic and economic status as determinants of child injury

# Next steps for action on child injury capacity building

- Establish inter-sectoral government committees at the EU and national levels
- Develop and support expertise for child safety
- Undertake actions to apply the transfer of proven strategies

¡Muchas  
gracias!

Questions ?

Tel: + 31 20 511 4513

Fax: + 31 20 511 4510

[www.childsafetyeurope.org](http://www.childsafetyeurope.org)  
[secretariat@childsafetyeurope.org](mailto:secretariat@childsafetyeurope.org)